

Basic Data

Vessel's type	Trawler / RSW
Year built	2012 y.
Class	IACS member



Main Characteristics

Length overall	64,00 m
Beam moulded	13,80 m
Depth main deck	7,00 m
NT	555 t
GRT	1851 t
Crew	15 persons

Engine Room

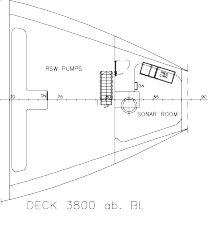
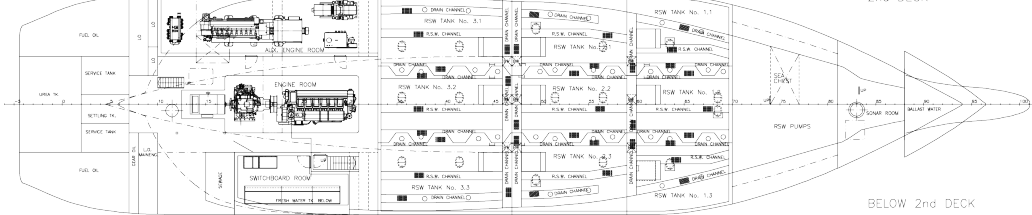
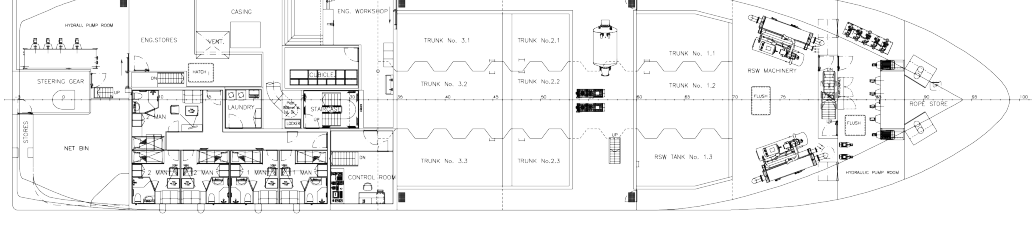
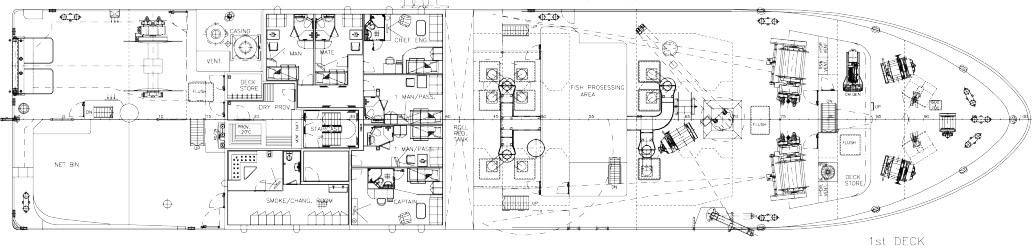
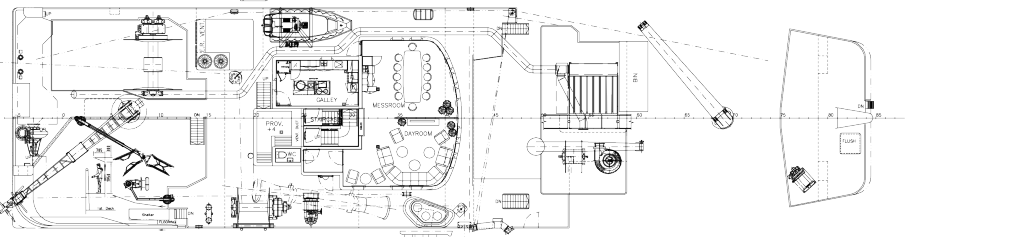
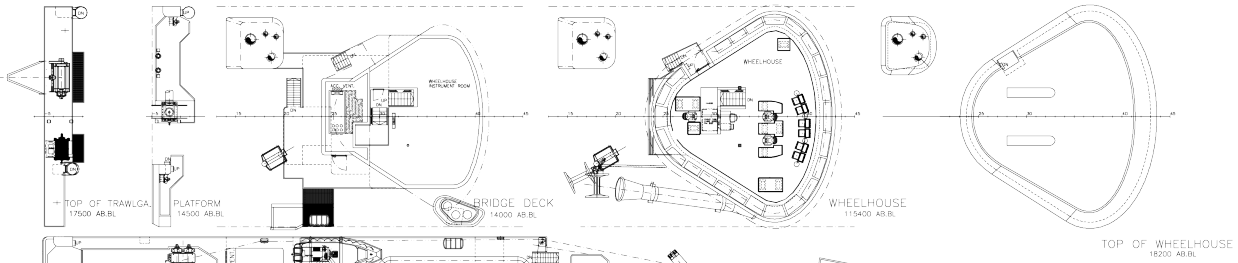

Main engine	Wartsila 6L32 / 3000 kW
Auxiliary engine	Wartsila 9L20 / 1665 kW
Auxiliary engine	Scania DI16M / 532 kW
Reduction gear	Wartsila SCV 85 / 4,9 : 1
CPP	Wartsila / \varnothing 3,8 m
Bowthruster	Brunvoll / 720 kW
Sternthruster	Brunvoll / 800 kW
RSW plant	2 x Norsk Kulde / 1000 kW (each)

Fishing and Deck Equipment

Trawl winch	2 x Karm / 62,3 t
Net drum	Karm / 80 t
Deck crane	Karm / 2,5 t
Deck crane	Karm / 5 t
Fish pump	2 x Karm / 18"
Windlass	Karm
Mooring winch	Karm

Tank Capacities

Cargo fish tanks	1641 m ³ / 9 RSW tanks
Fuel tank	450 m ³
Fresh water tank	511,7 m ³



PRINCIPAL PARTICULARS:	
LENGTH OVER ALL:	64.00 m
LENGTH BETWEEN PERP:	58.40 m
BREADTH MOULDED:	13.80 m
DEPTH TO 1st. DECK:	8.75 m
DEPTH TO 2nd. DECK:	5.10 m
FRAME SPACING:	0.60 m